

## FACULTY & STAFF

How many employees work in the UW System?

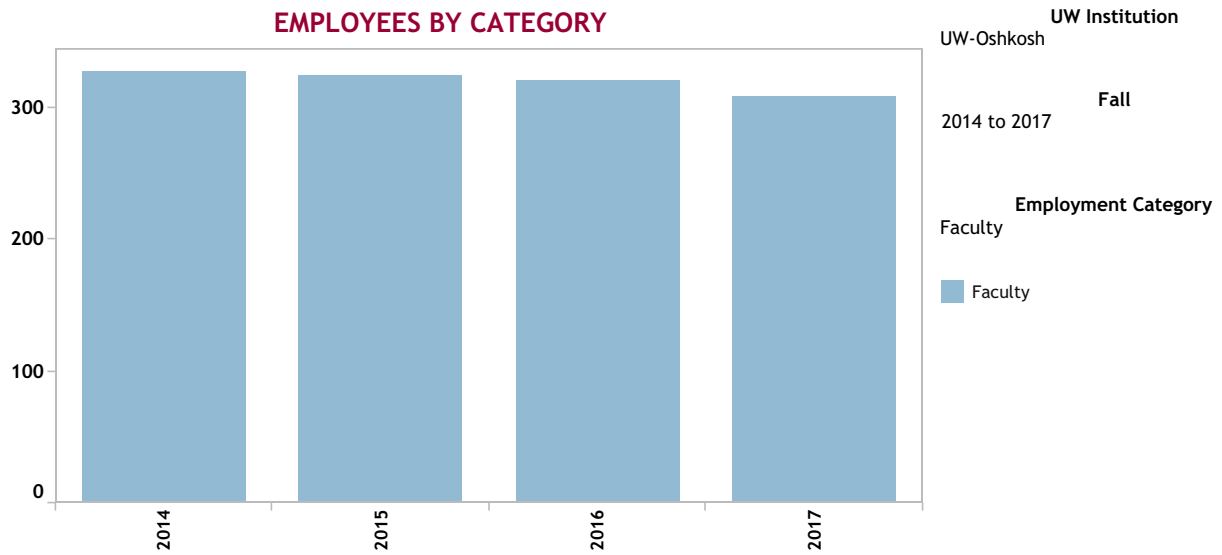
What is the racial and ethnic diversity of employees?

How well are faculty compensated relative to their peers?

How many faculty leave UW institutions?

What is the teaching load of our instructors?

### EMPLOYEES BY CATEGORY

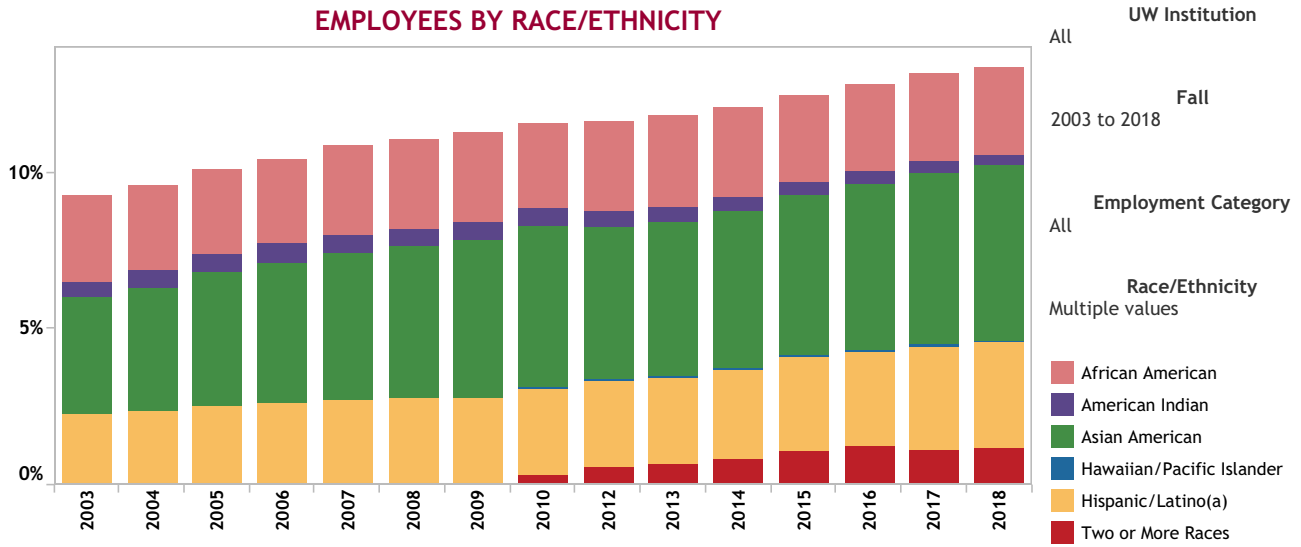


Fall 2011 is not shown because conversion to a new data system resulted in incomplete demographic data. As a result of restructuring, fall 2018 employees at branch campuses are reported under their respective institution's main campus. Similarly, fall 2018 employees at certain divisions of former UW-Extension are reported under UW-Madison and UW System Administration. Thus, data for fall 2018 is not comparable to prior years.

# FACULTY & STAFF

|   |   |   |   |   |
|---|---|---|---|---|
| How many employees work in the UW System? | What is the racial and ethnic diversity of employees? | How well are faculty compensated relative to their peers? | How many faculty leave UW institutions? | What is the teaching load of our instructors? |
|---|---|---|---|---|

## EMPLOYEES BY RACE/ETHNICITY



New race/ethnicity categories were implemented in fall 2010.  
 Fall 2011 is not shown because conversion to a new data system resulted in incomplete demographic data.  
 As a result of restructuring, fall 2018 employees at branch campuses are reported under their respective institution's main campus. Similarly, fall 2018 employees at certain divisions of former UW-Extension are reported under UW-Madison and UW System Administration. Thus, data for fall 2018 is not comparable to prior years.

## FACULTY & STAFF

How many employees work in the UW System?

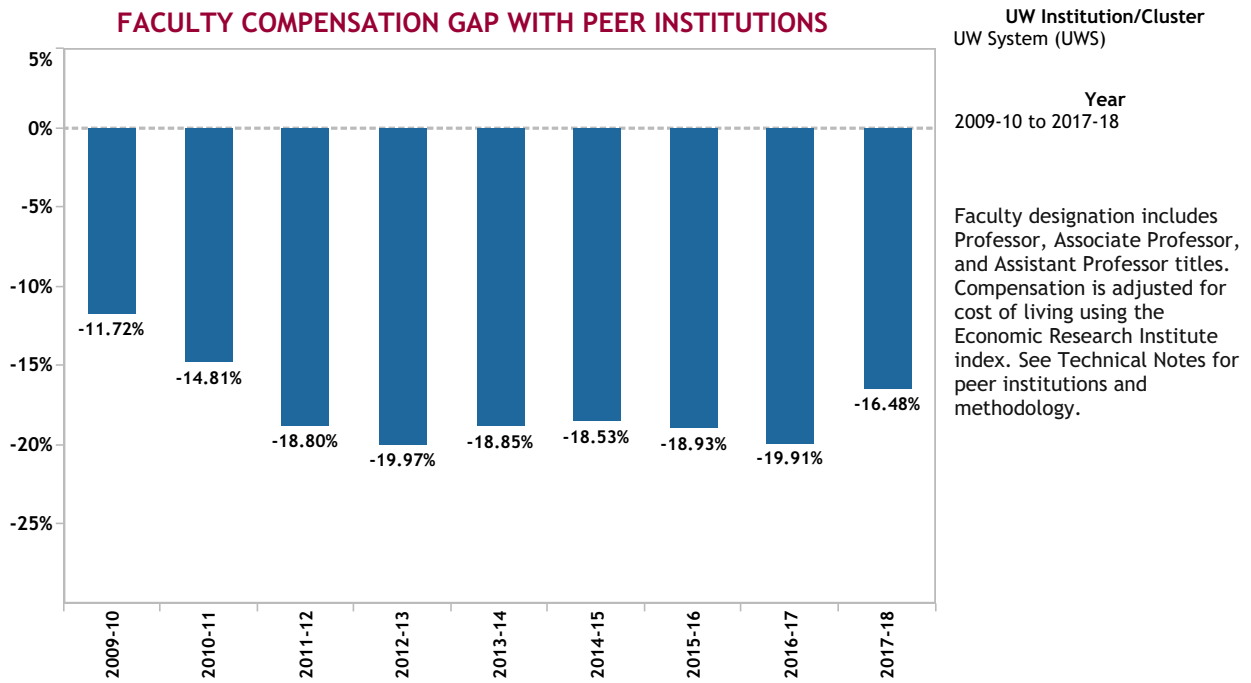
What is the racial and ethnic diversity of employees?

How well are faculty compensated relative to their peers?

How many faculty leave UW institutions?

What is the teaching load of our instructors?

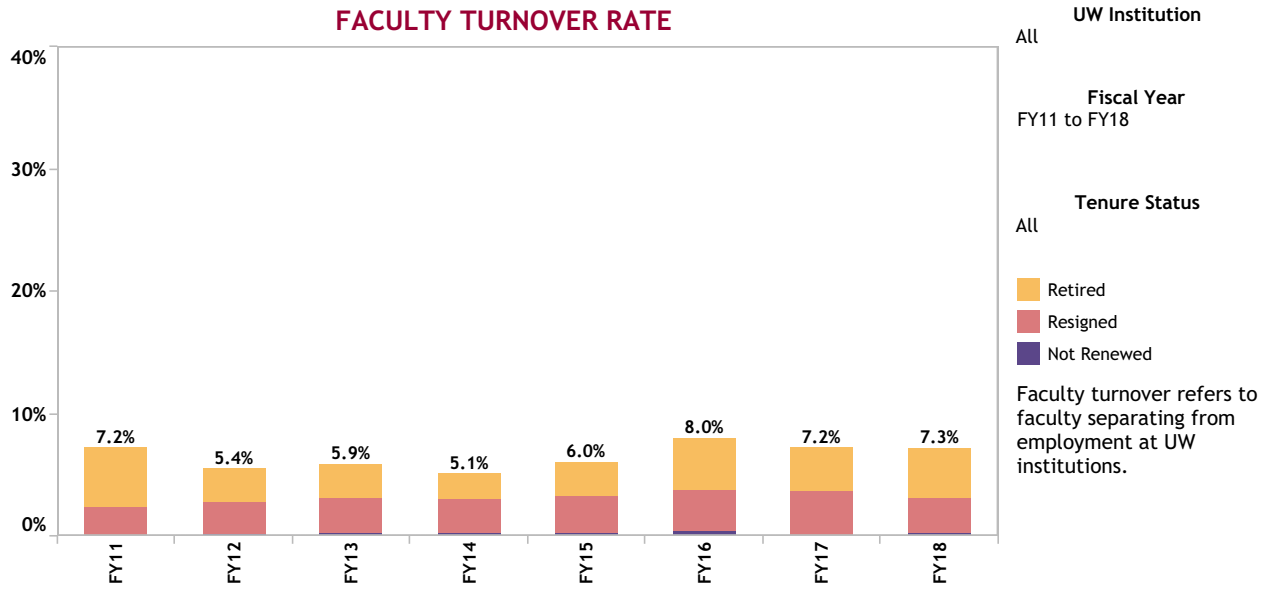
### FACULTY COMPENSATION GAP WITH PEER INSTITUTIONS



# FACULTY & STAFF

|   |   |   |   |   |
|---|---|---|---|---|
| How many employees work in the UW System? | What is the racial and ethnic diversity of employees? | How well are faculty compensated relative to their peers? | How many faculty leave UW institutions? | What is the teaching load of our instructors? |
|---|---|---|---|---|

## FACULTY TURNOVER RATE

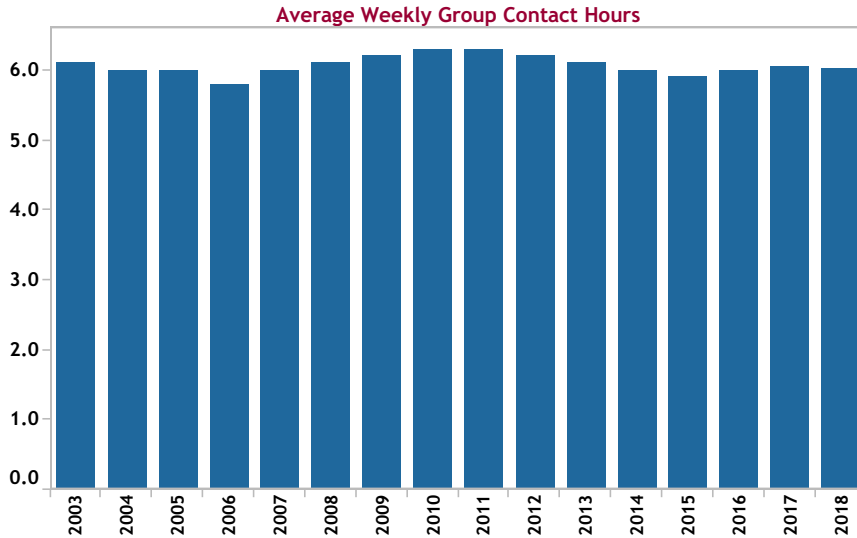


Faculty are individuals with instructional, research, and service responsibilities in tenure appointments or in tenure track appointments that may lead to a decision on tenure.

## FACULTY & STAFF

|   |   |   |   |   |
|---|---|---|---|---|
| How many employees work in the UW System? | What is the racial and ethnic diversity of employees? | How well are faculty compensated relative to their peers? | How many faculty leave UW institutions? | What is the teaching load of our instructors? |
|---|---|---|---|---|

### INSTRUCTIONAL WORKLOAD PER INSTRUCTIONAL FTE



Faculty are engaged in a variety of activities in addition to classroom instruction including instructional design, course preparation and evaluation, advising, community service, research and scholarship, and administrative and governance responsibilities.

**UW Institution/Cluster**  
 UW-Madison  
  
**Fall**  
 2003 to 2018  
  
**Instructor Type**  
 Faculty  
  
**Teaching Load Measure**  
 Average Weekly Group Contact Hours

Excludes UW-Madison's Law, Medicine, and Veterinary Medicine.  
Includes State-funded activity only.

Branch campus data are reported under their respective institution's main campus in fall 2018.

Average Weekly Group Contact Hours measure the number of hours spent in classroom instruction.